# ROGER K. FALL TRANSIT CENTER
# COLUMN REPAIR

## CITY PROJECT NO. 23-020

1418 N. GOLDEN STATE BLVD.
TURLOCK, CA 95380

## ARCHITECTURAL SYMBOLS LEGEND

| | |
|---|---|
| D2 / A1.0 · B3 / A1.0 | DETAIL INDICATOR - REFERENCE & DETAIL INDICATOR - SECTION |
| D2 / A1.0 · D2 / A1.0 | DETAIL INDICATOR - ITEM & DETAIL INDICATOR - AREA |
| B3 / A1.0 | SECTION INDICATOR - PARTIAL BUILDING/WALL |
| A2 / A1.0 · A2 / A1.0 | SECTION INDICATOR - BUILDING |
| A4 / A1.0 | ELEVATION INDICATOR - EXTERIOR |
| A1.0 A2 · A4 A1 A-202 A2 A3 | ELEVATION INDICATOR - INTERIOR, SINGLE & MULTIPLE VIEW |
| MATCH LINE / SEE XX / X-XXX | MATCH LINE INDICATOR |
| ROOM NAME / 101 | ROOM IDENTIFIER WITH ROOM NAME & NUMBER |
| 22 | REVISION INDICATOR & REVISION CLOUD |
| LEVEL 1 / 100'-0" · TOC 98'-8" | ELEVATION INDICATOR - LEVEL & SPOT |
| 1 · A | REFERENCE GRID WITH REFERENCE GRID LINES |
| # | WINDOW OR LOUVER IDENTIFIER |
| # | STOREFRONT IDENTIFIER |
| # | KEYNOTE INDICATOR |
| 101A | DOOR TAG IDENTIFIER |
| N | PLAN NORTH & TRUE NORTH INDICATOR |

## ABBREVIATIONS

| | |
|---|---|
| AC | ASPHALTIC CONCRETE |
| ACC | ACCESSIBLE |
| AGG | AGGREGATE |
| A/C | AIR CONDITIONER |
| AL | ALUMINUM |
| AB | ANCHOR BOLT |
| @ | AT |
| ABV | ABOVE |
| AFF | ABOVE FINISH FLOOR |
| BLK | BLOCK |
| BLKG | BLOCKING |
| BD | BOARD |
| CB | CATCH BASIN |
| CFCI | CONTRACTOR FURNISHED & CONTRACTOR INSTALLED |
| CG | CORNER GUARD |
| CLG | CEILING |
| COL | COLUMN |
| CONC | CONCRETE |
| CMU | CONCRETE MASONRY UNIT |
| CONT | CONTINUOUS OR CONTINUE |
| DIAG | DIAGONAL |
| DS | DOWN SPOUT |
| DWGS | DRAWINGS |
| DIA | DIAMETER |
| ELECT | ELECTRICAL |
| ELEV | ELEVATION |
| EQ | EQUAL |
| (E) | EXISTING |
| EXH | EXHAUST |
| EXT | EXTERIOR |
| FOS | FACE OF STUD |
| FLUOR | FLUORESCENT |
| FIN | FINISH |
| FLR | FLOOR |
| FD | FLOOR DRAIN |
| FTG | FOOTING |
| FND | FOUNDATION |
| GA | GAUGE |
| GALV | GALVANIZED |
| GL | GLASS OR GLAZING |
| GYP BD | GYPSUM BOARD |
| HDR | HEADER |
| HVAC | HEATING/VENTILATION/ AIR CONDITIONING |
| HT | HEIGHT |
| HORIZ | HORIZONTAL |
| HB | HOSE BIBB |
| INT | INTERIOR |
| JT | JOINT |
| LB | LAG BOLT |
| LAV | LAVATORY |
| LT | LIGHT |
| MAX | MAXIMUM |
| MECH | MECHANICAL |
| MTL | METAL |
| MIN | MINIMUM |
| NIC | NOT IN CONTRACT |
| NTS | NOT TO SCALE |
| OBS | OBSCURE |
| OC | ON CENTER |
| OFCI | OWNER FURNISHED CONTRACTOR INSTALLED |
| OFOI | OWNER FURNISHED OWNER INSTALLED |
| OLF | OCCUPANT LOAD FACTOR |
| OR | OPERATION ROOM |
| OH | OVER HEAD |
| PVMT | PAVEMENT |
| PL | PLATE |
| PLN | PLAN |
| PLWD | PLYWOOD |
| RAD | RADIUS |
| RD | ROOF DRAIN |
| RM | ROOM |
| RR | RESTROOM |
| SCH | SCHEDULE |
| SHT | SHEET |
| SIM | SIMILAR |
| SPEC | SPECIFICATION |
| SQ | SQUARE |
| STD | STANDARD |
| STOR | STORAGE |
| SAT | SUSPENDED ACOUSTICAL TILE |
| SYS | SYSTEM |
| TEL | TELEPHONE |
| THK | THICK |
| T&G | TONGUE & GROOVE |
| T.O.P. | TOP OF PLATE (ELEV.) |
| TYP | TYPICAL |
| UON | UNLESS OTHERWISE NOTED |
| VCT TILE | VINYL COMPOSITIONAL |
| VB | VINYL BASE |
| V.I.F. | VERIFY IN FIELD |
| WC | WATER CLOSET |
| WP | WEATHER OR WATER PROOF |
| WD | WOOD |

## GENERAL NOTES

1. SCOPE OF WORK: IT IS NOT INTENDED THAT THE CONTRACT DOCUMENTS INCLUDE EACH AND EVERY SUBSYSTEM AND SUBCOMPONENT NECESSARY TO FULLY AND PROPERLY COMPLETE THE WORK. SUBSYSTEMS, SUBCOMPONENTS OR DETAILS REQUIRED OR NORMALLY INCLUDED AS TRADE PRACTICE MAY NOT BE SPECIFICALLY MENTIONED OR SHOWN. NEVERTHELESS, CONTRACTOR SHALL BE RESPONSIBLE FOR EACH ELEMENT OF THE WORK.
2. CODES: ALL WORK SHALL CONFORM TO THE FOLLOWING CODES. CONTRACTOR AND THEIR SUBCONTRACTORS SHALL HAVE WORKING KNOWLEDGE OF ALL CODES, REGULATIONS AND/OR STANDARDS APPLICABLE TO THEIR WORK. CONTRACTOR SHALL MAKE AVAILABLE LISTED CODES AT JOB SITE AT ALL TIMES.
   - 2022 CALIFORNIA ADMINISTRATIVE CODE (CAC) PART 1, TITLE 24, CALIFORNIA CODE OF REGULATIONS (CCR)
   - 2022 CALIFORNIA BUILDING CODE (CBC) PART 2, TITLE 24, CCR BASED ON THE 2022 INTERNATIONAL BUILDING CODE (IBC)
   - 2022 CALIFORNIA ELECTRICAL CODE (CEC) PART 3, TITLE 24, CCR BASED ON THE 2022 NATIONAL ELECTRICAL CODE (NEC)
   - 2022 CALIFORNIA MECHANICAL CODE (CMC) PART 4, TITLE 24, CCR BASED ON THE 2022 UNIFORM MECHANICAL CODE (UMC)
   - 2022 CALIFORNIA PLUMBING CODE (CPC) PART 5, TITLE 24, CCR
   - 2022 CALIFORNIA FIRE CODE (CFC) PART 9, TITLE 24, CCR BASED ON THE 2022 INTERNATIONAL FIRE CODE (IFC)
   - 2022 CALIFORNIA GREEN BUILDING STANDARDS CODE (CGBSC) PART 11, TITLE 24, CCR
3. EXISTING CONDITIONS: ALL EXISTING CONDITIONS NOT SHOWN OR INDICATED ON THESE PLANS ARE TO REMAIN UNCHANGED. FIELD VERIFY EXISTING CONDITIONS AND ALL DIMENSIONS. ANY DISCREPANCY BETWEEN DRAWINGS AND ACTUAL WORK SHALL BE BROUGHT TO THE ATTENTION OF THE ARCHITECT FOR CORRECTION PRIOR TO COMMENCING WITH THE WORK.
4. WORK: ALL WORK SHALL BE DONE IN A NEAT AND WORKMAN LIKE MANNER ACCORDING TO THE BEST TRADE PRACTICE BY THOSE SKILLED IN THE PARTICULAR TRADE. EQUIPMENT, FIXTURES, PIPING, ETC., SHALL BE PLUMB, LEVEL, SQUARE OR CENTERED ETC., EQUIPMENT TO BE INSTALLED IN STRICT COMPLIANCE WITH MANUFACTURERS' RECOMMENDATIONS.
5. PLANS: GENERAL CONTRACTOR SHALL MAKE AVAILABLE COMPLETE SETS OF APPROVED CONSTRUCTION DOCUMENTS TO HIS OR HER SUBCONTRACTORS FOR REVIEW. EACH SUBCONTRACTOR SHALL BE RESPONSIBLE FOR REVIEWING THE COMPLETE SET AND COORDINATING ITEMS WHICH PERTAIN TO HIS OR HER WORK WITH OTHER TRADES PRIOR TO COMMENCING WITH THE WORK. MAKE SURE THE DRAWINGS YOU USE ARE APPROVED AND UP TO DATE.

## VICINITY MAP

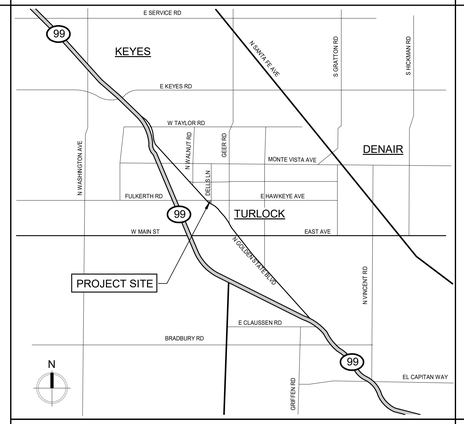


## PROJECT SCOPE

REPAIR OF COLUMN CLADDING AT EXISTING SHADE STRUCTURE. INCLUDES LIGHT GUAGE FRAMING AND ALUMINUM COMPOSITE METAL PANELS.

## PROJECT DATA

(E) SHADE STRUCTURE: 1,886 S.F.

SHADE STRUCTURES:
ALL SHADES STRUCTURES ARE NON-COMBUSTIBLE CONSTRUCTION, THEREFORE FIRE SPRINKLERS ARE NOT REQUIRED

## PROJECT DIRECTORY

### OWNER

**PUBLIC WORKS DEPARTMENT, TRANSIT DIVISION**

TRANSIT MANAGER: WAYNE YORK
1418 N. GOLDEN STATE BLVD., SUITE 1
TURLOCK, CA 95380
P: 209.669.2800
WYORK@TURLOCK.CA.US

### ARCHITECT

**RED INC ARCHITECTS**

PRINCIPAL ARCHITECT: BARRETT LIPOMI
1217 J STREET
MODESTO, CA 95354
P: 209.522.8900 EXT. 1000
BARRETT@REDINCARCHITECTS.COM

## SHEET INDEX

**ARCHITECTURAL SHEETS**


A000 COVER SHEET
A100 SITE PLAN
A200 SHADE STRUCTURE - FLOOR, CEILING AND ELEVATIONS
A300 COLUMN DETAILS


APPROVED BY:

WILLIAM D. MORRIS, PE, CITY ENGINEER — 7/16/2024 DATE

WAYNE YORK, TRANSIT MANAGER — 7/17/24 DATE


RED INC ARCHITECTS
1217 J STREET
MODESTO, CA 95354
209.522.8900
WWW.REDINCARCHITECTS.COM


ARCHITECT OF RECORD

LICENSED ARCHITECT BARRETT M. LIPOMI C-33316 REN. 8-31-25 STATE OF CALIFORNIA

APPROVED BY

SUBMITTAL #

ROGER K. FALL TRANSIT CENTER
COLUMN REPAIR
1418 N. GOLDEN STATE BLVD.
TURLOCK, CA 95380
CITY PROJECT NO. 23-020

PROJECT DETAILS

| | |
|---|---|
| RED PROJECT NO: | 23043 |
| SUBMITTAL DATE: | 5/06/24 |

PROJECT REVISIONS

| | DATE | DESCRIPTION |
|---|---|---|
| 1 | | |

SHEET DETAILS

| | |
|---|---|
| DRAWN BY: | WH |
| CHECKED BY: | BL |
| COPYRIGHT: | © RED INC |

SHEET TITLE

COVER SHEET

SHEET NUMBER

A000


\\WRIGHT2\Users\Walter\Documents\Revit Local\23043_Turlock Transit Center Column Repair_Central_R23_W-Hadari.rvt
7/15/2024 9:51:06 AM


IF THIS SHEET IS NOT 30"x42", IT HAS BEEN RESIZED - DO NOT SCALE

0 1/4" 1/2" 1" 2"

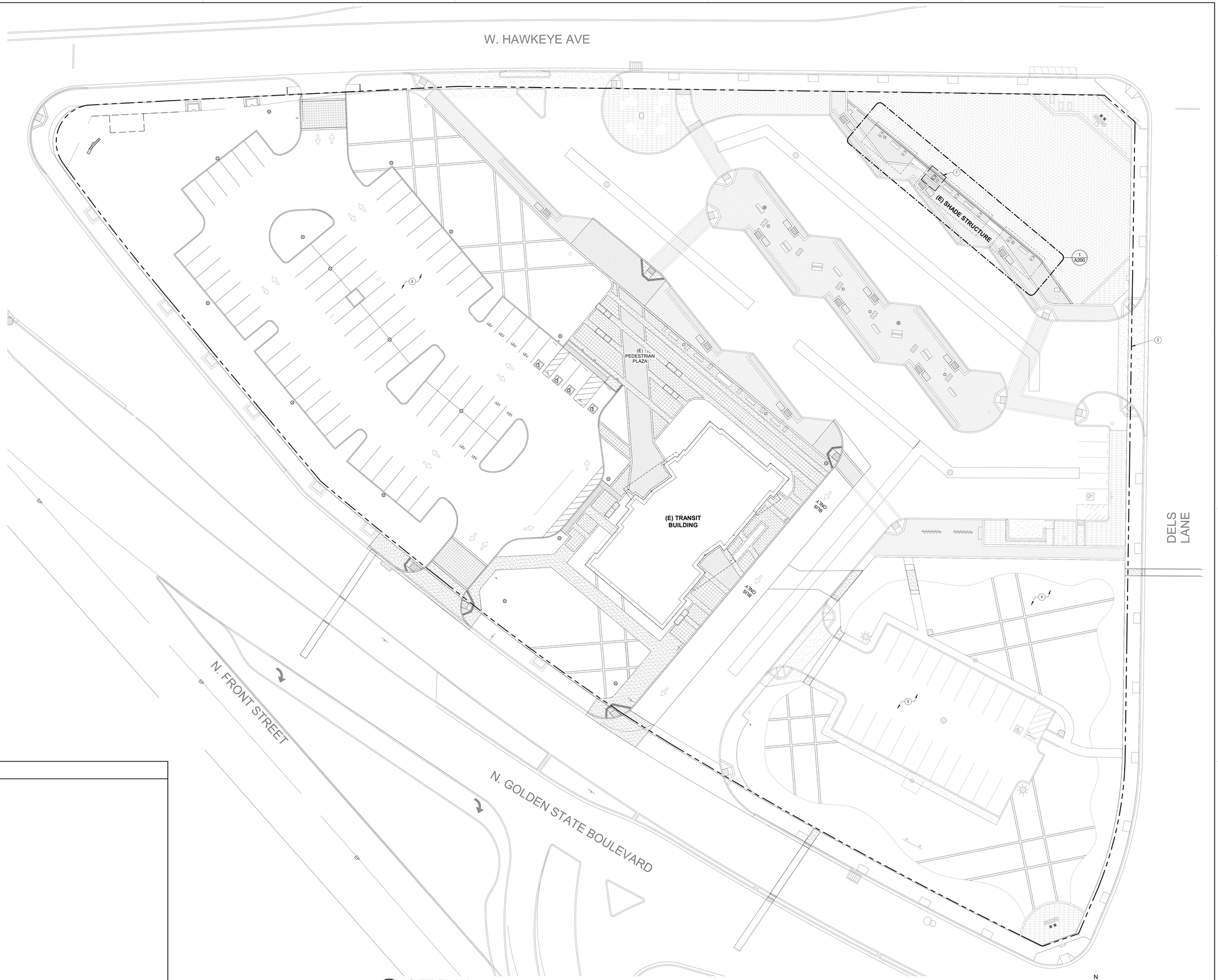


1 SITE PLAN
1" = 20'-0"

## KEYNOTES

1 AREA OF WORK
2 EXISTING PROPERTY LINE
3 EXISTING PARKING
4 EXISTING LANDSCAPING

IF THIS SHEET IS NOT 30"x42", IT HAS BEEN RESIZED - DO NOT SCALE

0 1/4" 1/2" 1" 2"

\\WRIGHT2\Users\Walter\Documents\Revit Local\23043_Turlock Transit Center Column Repair_Central_R23_W-Hadari.rvt

7/15/2024 9:51:08 AM


RED INC ARCHITECTS

1217 J STREET
MODESTO, CA 95354
209.522.8900
WWW.REDINCARCHITECTS.COM


ARCHITECT OF RECORD

LICENSED ARCHITECT
BARRETT M. LIPPS
C-32274
EXP. 8-31-25
STATE OF CALIFORNIA

SUBMITTAL #

# ROGER K. FALL TRANSIT CENTER COLUMN REPAIR

14418 N. GOLDEN STATE BLVD.
TURLOCK, CA 95380

CITY PROJECT NO. 23-020

PROJECT DETAILS

| | |
|---|---|
| RED PROJECT NO: | 23043 |
| SUBMITTAL DATE: | 5/06/24 |

PROJECT REVISIONS

| | DATE | DESCRIPTION |
|---|---|---|

SHEET DETAILS

| | |
|---|---|
| DRAWN BY: | WH |
| CHECKED BY: | BL |
| COPYRIGHT: | © RED INC |

SHEET TITLE

SITE PLAN

SHEET NUMBER

A100

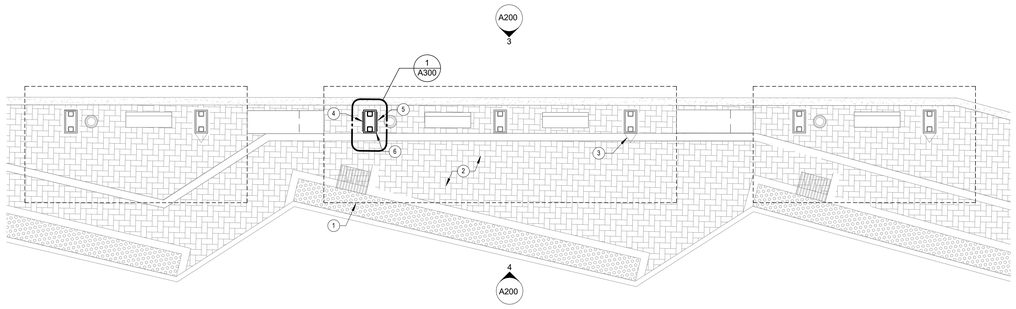


## 1 SHADE STRUCTURE - FLOOR PLAN

1/8" = 1'-0"

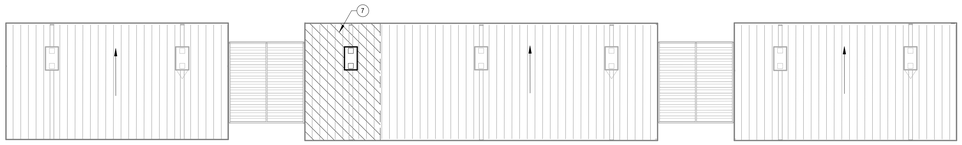


## 2 SHADE STRUCTURE - REFLECTED CEILING PLAN

1/8" = 1'-0"

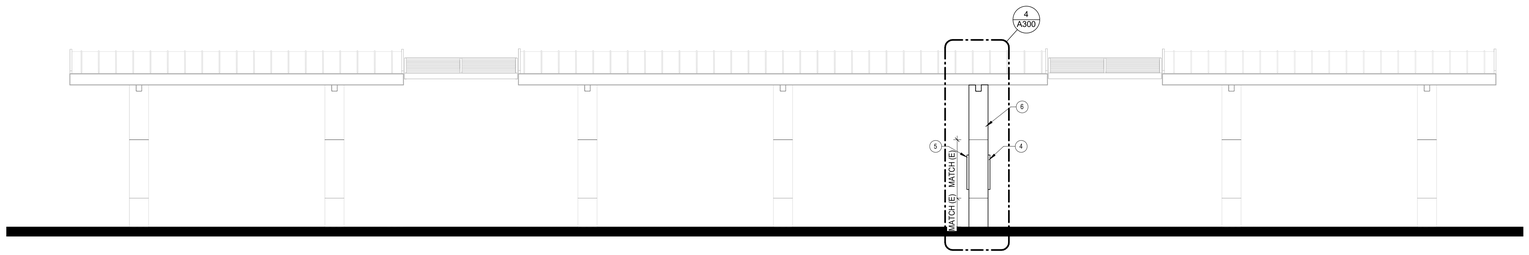


## 3 SHADE STRUCTURE - NORTH ELEVATION

3/16" = 1'-0"

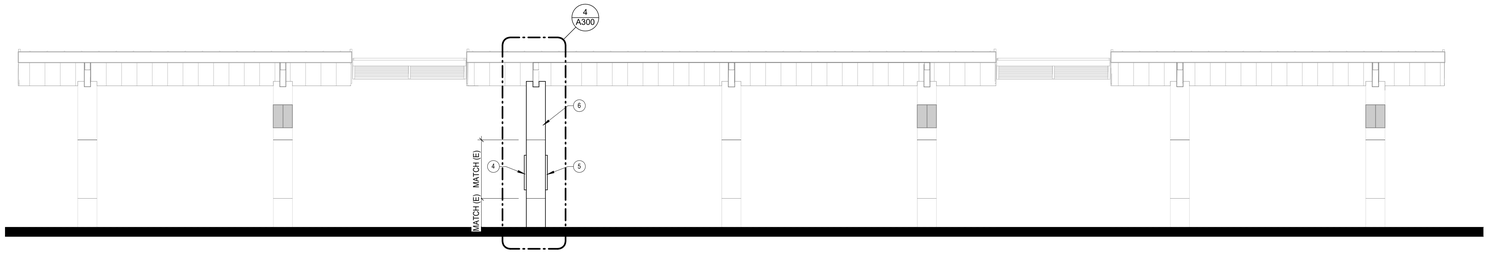


## 4 SHADE STRUCTURE - SOUTH ELEVATION

3/16" = 1'-0"

# KEYNOTES

1 INDICATES EXISTING OVERHANG ABOVE - TYPICAL

2 EXISTING PAVERS - PROTECT DURING CONSTRUCTION - PATCH AND REPAIR AS REQUIRED

3 INDICATES EXISTING SIGNAGE - TYPICAL

4 REMOVE AND SALVAGE EXISTING LOCKABLE DISPLAY PANEL TO BE INSTALLED ON REPAIRED COLUMN

5 PROVIDE NEW LOCKABLE DISPLAY PANEL TO MATCH EXISTING - TOLAR MANUFACTURING COMPANY MAP CASE - 35 3/4" WIDTH X 41 3/8" HEIGHT X 2 7/8" DEPTH - FIELD VERIFY SIZE MATCHES EXISTING DISPLAY CABINETS

6 NEW ALUMINUM COMPOSITE METAL PANEL COLUMN COVER TO MATCH EXISTING - SEE DETAILS SHEET A300 AND SPECIFICATIONS

7 REMOVE EXISTING SOFFIT PANELS AS NEEDED FOR COLUMN PANEL INSTALLATION. REINSTALL IN SAME LOCATION.


RED INC ARCHITECTS

1217 J STREET
MODESTO, CA 95354
209.522.8900
WWW.REDINCARCHITECTS.COM

ARCHITECT OF RECORD

LICENSED ARCHITECT
BARRETT M. LIPPS
C-27,277
SIGN. 8-31-25
STATE OF CALIFORNIA


SUBMITTAL #

# ROGER K. FALL TRANSIT CENTER COLUMN REPAIR

1418 N. GOLDEN STATE BLVD.
TURLOCK, CA 95380

CITY PROJECT NO. 23-020

PROJECT DETAILS

| | |
|---|---|
| RED PROJECT NO: | 23043 |
| SUBMITTAL DATE: | 5/06/24 |

PROJECT REVISIONS

| | DATE | DESCRIPTION |
|---|---|---|

SHEET DETAILS

| | |
|---|---|
| DRAWN BY: | WH |
| CHECKED BY: | BL |
| COPYRIGHT: | © RED INC |

SHEET TITLE

SHADE STRUCTURE - FLOOR, CEILING AND ELEVATIONS

SHEET NUMBER

A200


\\WRIGHT2\Users\Walter\Documents\Revit Local\23043_Turlock Transit Center Column Repair_Central_R23_W-Hatari.rvt

7/15/2024 9:51:12 AM

IF THIS SHEET IS NOT 30"x42", IT HAS BEEN RESIZED - DO NOT SCALE

0 1/4" 1/2" 1" 2"

EXISTING ITEMS TO BE DEMOLISHED AND REPLACED:
- METAL COLUMN COVERS
- METAL STUDS
- METAL TRACKS AT SLAB
- METAL CLIPS AND CLOSER RINGS
- SHIMS
- FASTENERS

EXISTING ITEMS TO REMAIN:
- STEEL COLUMNS AND BEAMS
- COLUMN CLOSURE ASSEMBLY - REPLACE IF ASSEMBLY CANNOT BE SALVAGED
- METAL SOFFIT PANELS
- METAL TRACKS AT SHADE STRUCTURE ROOF FRAMING - REPLACE IF TRACKS ARE DAMAGED

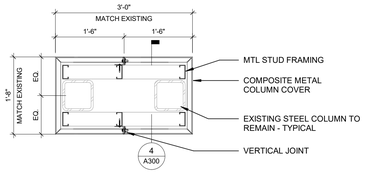


## 1 RECTANGULAR COLUMN PLAN
3/4" = 1'-0"

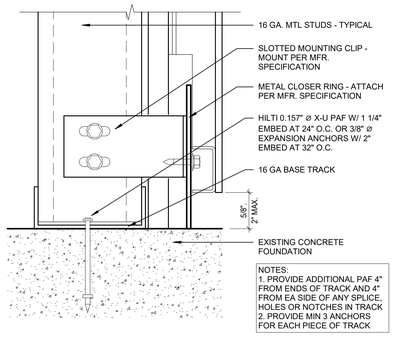


NOTES:
1. PROVIDE ADDITIONAL PAF 4" FROM ENDS OF TRACK AND 4" FROM EA SIDE OF ANY SPLICE, HOLES OR NOTCHES IN TRACK
2. PROVIDE MIN 3 ANCHORS FOR EACH PIECE OF TRACK

## 2 COLUMN BASE
6" = 1'-0"

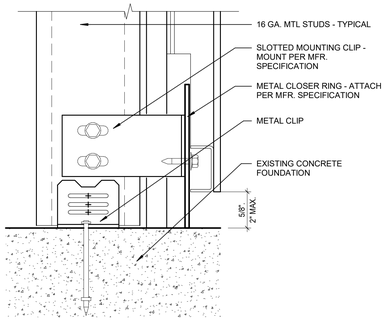


## 8 COLUMN BASE ALTERNATE
6" = 1'-0"

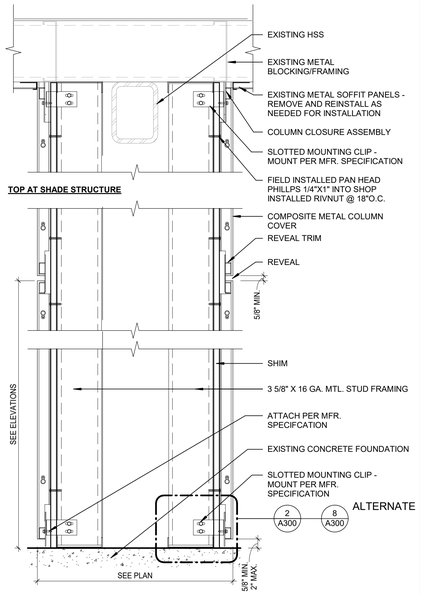


## 4 RECTANGULAR COLUMN SECTION
1 1/2" = 1'-0"


RED INC ARCHITECTS

1217 J STREET
MODESTO, CA 95354
209.522.8900
WWW.REDINCARCHITECTS.COM

ARCHITECT OF RECORD


LICENSED ARCHITECT BARRETT M. LIPPS C-27,277 EXP. 8-31-25 STATE OF CALIFORNIA

SUBMITTAL #

# ROGER K. FALL TRANSIT CENTER COLUMN REPAIR

1418 N. GOLDEN STATE BLVD.
TURLOCK, CA 95380

CITY PROJECT NO. 23-020

PROJECT DETAILS

| | |
|---|---|
| RED PROJECT NO: | 23043 |
| SUBMITTAL DATE: | 5/06/24 |

PROJECT REVISIONS

| | DATE | DESCRIPTION |
|---|---|---|

SHEET DETAILS

| | |
|---|---|
| DRAWN BY: | WH |
| CHECKED BY: | BL |
| COPYRIGHT: | © RED INC |

SHEET TITLE

COLUMN DETAILS

SHEET NUMBER

A300


\\WRIGHT2\Users\Walter\Documents\Revit Local\23043_Turlock Transit Center Column Repair_Central_R23_W-Hatari.rvt
7/15/2024 9:51:12 AM
IF THIS SHEET IS NOT 30"x42", IT HAS BEEN RESIZED - DO NOT SCALE
0 1/4" 1/2" 1" 2"